

# TABLE OF CONTENTS

<b>Under \$500</b> .....	2
<b>Admin</b> .....	8
<b>Play and Explore</b> .....	9
<b>Teachers</b> .....	21

## UNDER \$500

If you're working to a budget, we have created this category for you to easily view furniture, within this under \$500 range.



### SINK - PRESCHOOL

**SKU:** 5004

Family Play Single Sink. Timber feet, wheels or plinth variants available.

<b>Cabinet Colour</b>	TBC, White, Maple
<b>Door/Panel Front Colour</b>	TBC, White, Maple
<b>Base Options</b>	Feet, Plinth, TBC, Wheels

**Product Materials:**

**Product Dimensions:** 395L x 395W x 600H

**Joinery Hours:** 0.75

**Engineering Hours:** .1

**Dispatch Hours:** 0.2

**Cubic Metres:** .093


[Read More](#)

**Price:** \$442.00 + GST

**Categories:** [Family Play](#), [Family Play](#), [Play and Explore](#), [Under \\$500](#)

**Tag:** [Family Play](#)





## DOLLS COT

**SKU:** 5022

**Cabinet Colour** TBC, White, Maple

**Product Materials:**

**Product Dimensions:** 480L x 407W x 350H

**Joinery Hours:** 1

**Engineering Hours:**

**Dispatch Hours:** 0.05

**Cubic Metres:** 0.068

[Read More](#)

**Price:** \$294.00 + GST

**Categories:** [Family Play](#), [Play and Explore](#), [Under \\$500](#)

**Tag:** [Family Play](#)



## DOLLS HOUSE

**SKU:** 5020

**Cabinet Colour** Denim, Saffron, Taupe Grey, TBC, Wasabi, White, Maple

**Product Materials:**

**Product Dimensions:** 395L x 250W x 395H

**Joinery Hours:** 0.25

**Engineering Hours:**

**Dispatch Hours:** 0.1


**Cubic Metres:** 0.01

[Read More](#)

**Price:** \$105.00 + GST

**Categories:** [Family Play](#), [Family Play](#), [Play and Explore](#), [Under \\$500](#)

**Tag:** [Family Play](#)



## CLOTHES STAND SMALL

**SKU:** 5046

Clothes Stand - Steel

**Powder Coated Steel**

Mannex White, Matt Bond Rivergum, Matt Bone White, Matt Desert Sand, Matt Scoria, Matt Storm Blue, Matt Wizard, TBC, Textura Black, Textura Charcoal, Textura Sandstone Grey, Textura Titania

**Product Materials:**

**Product Dimensions:** 900H

**Joinery Hours:** 0

**Engineering Hours:** 0.75

**Dispatch Hours:** 0.1

**Cubic Metres:** .04

[Read More](#)

**Price:** \$194.00 + GST

**Categories:** [Art](#), [Dress Up & Mirrors](#), [Family Play](#), [Play and Explore](#), [Under \\$500](#)

**Tag:** [Family Play](#)



## CLOTHES STAND LARGE

**SKU:** 5047

Clothes Stand - Steel

**Powder Coated Steel**

Mannex White, Matt Bond Rivergum, Matt Bone White, Matt Desert Sand, Matt Scoria, Matt Storm Blue, Matt Wizard, TBC, Textura Black, Textura Charcoal, Textura Sandstone Grey, Textura Titania

**Product Materials:**

**Product Dimensions:** 1200H

**Joinery Hours:** 0

**Engineering Hours:** 0.75

**Dispatch Hours:** 0.1

**Cubic Metres:** .04

[Read More](#)

**Price:** \$214.00 + GST

**Categories:** [Art](#), [Dress Up & Mirrors](#), [Play and Explore](#), [Storage](#), [Under \\$500](#)

**Tag:** [Family Play](#)



## FRIDGE - PRESCHOOL

**SKU:** 5006

Family Play Single Fridge. Timber feet, wheels or plinth variants available.

<b>Cabinet Colour</b>	TBC, White, Maple
<b>Door/Panel Front Colour</b>	TBC, White, Maple
<b>Base Options</b>	Feet, Plinth, TBC, Wheels

**Product Materials:**

**Product Dimensions:** 395L x 395W x 600H

**Joinery Hours:** 0.75

**Engineering Hours:** 0

**Dispatch Hours:** 0.2

**Cubic Metres:** .093

[Read More](#)

**Price:** \$442.00 + GST

**Categories:** [Family Play](#), [Family Play](#), [Play and Explore](#), [Under \\$500](#)

**Tag:** [Family Play](#)



## MICROWAVE

**SKU:** 5017

Microwave - this needs to be redrawn to the new dimensions.

<b>Cabinet Colour</b>	TBC, White, Maple
-----------------------	-------------------

**Product Materials:**

**Product Dimensions:** 365L x 300W x 280H

**Joinery Hours:** 0.75

**Engineering Hours:** 0

**Dispatch Hours:** 0.1

**Cubic Metres:** .03

[Read More](#)

**Price:** \$323.00 + GST

**Categories:** [Family Play](#), [Family Play](#), [Play and Explore](#), [Under \\$500](#)

**Tag:** [Family Play](#)



## STOVE - INFANT & TODDLER

**SKU:** 5001

**Cabinet Colour** TBC, White, Maple

**Door/Panel Front Colour** TBC, White, Maple

**Base Options** Feet, Plinth, TBC, Wheels

**Product Materials:**

**Product Dimensions:** 395L x 395W x 500H

**Joinery Hours:** 0.75

**Engineering Hours:** 0

**Dispatch Hours:** 0.25

**Cubic Metres:** .078

[Read More](#)

**Price:** \$460.00 + GST

**Categories:** [Family Play](#), [Family Play](#), [Play and Explore](#), [Under \\$500](#)

**Tags:** [Family Play](#), [Under500](#)



## STOVE - PRESCHOOL

**SKU:** 5002

Family Play Single Stove. Timber feet, wheels or plinth variants available.

**Cabinet Colour** TBC, White, Maple

**Door/Panel Front Colour** TBC, White, Maple

**Base Options** Feet, Plinth, TBC, Wheels

**Product Materials:**

**Product Dimensions:** 395L x 395W x 600H

**Joinery Hours:** 0.75

**Engineering Hours:** 0

**Dispatch Hours:** 0.25


**Cubic Metres:** .093

[Read More](#)

**Price:** \$460.00 + GST

**Categories:** [Family Play](#), [Family Play](#), [Play and Explore](#), [Under \\$500](#)

**Tag:** [Family Play](#)



## WASHING MACHINE - INFANT & TODDLER

**SKU:** 5007

Family Play Single Washing Machine Timber feet, wheels or plinth variants available.

**Cabinet Colour** TBC, White, Maple  
**Door/Panel Front Colour** TBC, White, Maple  
**Base Options** Feet, Plinth, TBC, Wheels

**Product Materials:**  
**Product Dimensions:** 395L x 395W x 500H  
**Joinery Hours:** 1  
**Engineering Hours:** 0  
**Dispatch Hours:** 0.25  
**Cubic Metres:** .078

[Read More](#)

**Price:** \$519.00 + GST

**Categories:** [Family Play](#), [Family Play](#), [Play and Explore](#), [Under \\$500](#)

**Tag:** [Family Play](#)



## WASHING MACHINE - PRESCHOOL

**SKU:** 5008

**Cabinet Colour** TBC, White, Maple  
**Door/Panel Front Colour** TBC, White, Maple  
**Base Options** Feet, Plinth, TBC, Wheels

**Product Materials:**  
**Product Dimensions:** 395L x 395W x 600H  
**Joinery Hours:** 1  
**Engineering Hours:** 0  
**Dispatch Hours:** 0.25  
**Cubic Metres:** .093

[Read More](#)

**Price:** \$519.00 + GST

**Categories:** [Family Play](#), [Family Play](#), [Play and Explore](#), [Under \\$500](#)

**Tag:** [Family Play](#)

# ADMIN

## DRESS UP STAND WITH MIRROR HOOKS

**SKU:** 5065

Dress up Rack with Mirror at one End. Variable option of Wheels

**Powder Coated Steel**

Bond Rivergum, Bone White, Canvas Cloth, Desert Sand, Matt Off White, Scoria, Storm Blue, TBC, Textura Black, Textura Charcoal, Textura White, Wizard

**Product Materials:**

**Product Dimensions:** 1015L x 400W x 1110H

**Joinery Hours:** 0.5

**Engineering Hours:** 1.25

**Dispatch Hours:** 0.25

**Cubic Metres:** .44

[Read More](#)

**Price:** \$841.00 + GST

**Categories:** [Admin](#), [Beststart Designs](#)

**Tag:** [Family Play](#)



# PLAY AND EXPLORE

**Engaging for kids, modern and looks great**

Fun & Playful is at the forefront of all our designs in our play & explore range.



## SINK - INFANT & TODDLER

**SKU:** 5003

**Cabinet Colour** TBC, White, Maple

**Door/Panel Front Colour** TBC, White, Maple

**Base Options** Feet, Plinth, TBC, Wheels

**Product Materials:**

**Product Dimensions:** 395L x 395W x 500H

**Joinery Hours:** 0.75

**Engineering Hours:** .1

**Dispatch Hours:** 0.2


**Cubic Metres:** .078


[Read More](#)

**Price:** \$442.00 + GST

**Categories:** [Family Play](#), [Play and Explore](#)

**Tag:** [Family Play](#)





## SINK - PRESCHOOL

**SKU:** 5004

Family Play Single Sink. Timber feet, wheels or plinth variants available.

<b>Cabinet Colour</b>	TBC, White, Maple
<b>Door/Panel Front Colour</b>	TBC, White, Maple
<b>Base Options</b>	Feet, Plinth, TBC, Wheels

**Product Materials:**

**Product Dimensions:** 395L x 395W x 600H

**Joinery Hours:** 0.75

**Engineering Hours:** .1

**Dispatch Hours:** 0.2


**Cubic Metres:** .093

[Read More](#)

**Price:** \$442.00 + GST

**Categories:** [Family Play](#), [Family Play](#), [Play and Explore](#), [Under \\$500](#)

**Tag:** [Family Play](#)



## FOLDABLE HOUSE

**SKU:** 5072

Family Play House that can hinged 180degrees. Assembly: Welded and powder coated, then assembled. Screw assembly.

<b>Weight</b>	100 kg
<b>Dimensions</b>	160 x 120 x 190 cm
<b>House Panel Height</b>	500H(Toddlers), 600H(Preschool), TBC
<b>Cabinet Colour</b>	TBC, White, Maple
<b>Powder Coated Steel</b>	Mannex White, Matt Bond Rivergum, Matt Bone White, Matt Desert Sand, Matt Scoria, Matt Storm Blue, Matt Wizard, TBC, Textura Black, Textura Charcoal, Textura Sandstone Grey, Textura Titania

**Product Materials:**

**Product Dimensions:** 1600L x 1200W x 1900H

**Joinery Hours:** 0.75

**Engineering Hours:** 8.25

**Dispatch Hours:** 1

**Cubic Metres:** 3.648

[Read More](#)

**Price:** \$2,998.00 + GST

**Categories:** [Houses](#), [Play and Explore](#)

**Tag:** [Family Play](#)



## THE BREAKFAST BAR - INFANT & TODDLER

SKU: 5015

Family Play Breakfast Bar. Stove,Sink,Fridge. Plinth Version only.

**Cabinet Colour** TBC, White, Maple

**Door/Panel Front Colour** TBC, White, Maple

**Product Materials:**

**Product Dimensions:** 1150L x 600W x 500H

**Joinery Hours:** 2

**Engineering Hours:** .1

**Dispatch Hours:** 0.5

**Cubic Metres:** .345

[Read More](#)

**Price:** \$1,293.00 + GST

**Categories:** [Family Play](#), [Play and Explore](#)

**Tag:** [Family Play](#)



## THE BREAKFAST BAR - PRESCHOOL

SKU: 5016

**Cabinet Colour** TBC, White, Maple

**Door/Panel Front Colour** TBC, White, Maple

**Product Materials:**

**Product Dimensions:** 1150L x 600W x 600H

**Joinery Hours:** 2.25

**Engineering Hours:** .1

**Dispatch Hours:** 0.5

**Cubic Metres:** .414

[Read More](#)

**Price:** \$1,293.00 + GST

**Categories:** [Family Play](#), [Play and Explore](#)

**Tag:** [Family Play](#)





## DOLLS BED

**SKU:** 5021

**Cabinet Colour** TBC, White, Maple

**Product Materials:**

**Product Dimensions:** 480L x 320W x 275H

**Joinery Hours:** 0.75

**Engineering Hours:**

**Dispatch Hours:** 0.05


**Cubic Metres:** 0.04

[Read More](#)

**Price:** \$287.00 + GST

**Categories:** [Family Play](#), [Play and Explore](#)

**Tag:** [Family Play](#)



## DOLLS COT

**SKU:** 5022

**Cabinet Colour** TBC, White, Maple

**Product Materials:**

**Product Dimensions:** 480L x 407W x 350H

**Joinery Hours:** 1

**Engineering Hours:**

**Dispatch Hours:** 0.05

**Cubic Metres:** 0.068

[Read More](#)

**Price:** \$294.00 + GST

**Categories:** [Family Play](#), [Play and Explore](#), [Under \\$500](#)

**Tag:** [Family Play](#)



## DOLLS HOUSE

**SKU:** 5020

**Cabinet Colour**

Denim, Saffron, Taupe Grey, TBC, Wasabi, White, Maple

**Product Materials:**

**Product Dimensions:** 395L x 250W x 395H

**Joinery Hours:** 0.25

**Engineering Hours:**

**Dispatch Hours:** 0.1


**Cubic Metres:** 0.01

[Read More](#)

**Price:** \$105.00 + GST

**Categories:** [Family Play](#), [Family Play](#), [Play and Explore](#), [Under \\$500](#)

**Tag:** [Family Play](#)



## CLOTHES STAND SMALL

**SKU:** 5046

Clothes Stand - Steel

**Powder Coated Steel**

Mannex White, Matt Bond Rivergum, Matt Bone White, Matt Desert Sand, Matt Scoria, Matt Storm Blue, Matt Wizard, TBC, Textura Black, Textura Charcoal, Textura Sandstone Grey, Textura Titania

**Product Materials:**

**Product Dimensions:** 900H

**Joinery Hours:** 0

**Engineering Hours:** 0.75

**Dispatch Hours:** 0.1

**Cubic Metres:** .04

[Read More](#)

**Price:** \$194.00 + GST

**Categories:** [Art](#), [Dress Up & Mirrors](#), [Family Play](#), [Play and Explore](#), [Under \\$500](#)

**Tag:** [Family Play](#)



## CLOTHES STAND LARGE

**SKU:** 5047

Clothes Stand - Steel

### **Powder Coated Steel**

Mannex White, Matt Bond Rivergum, Matt Bone White, Matt Desert Sand, Matt Scoria, Matt Storm Blue, Matt Wizard, TBC, Textura Black, Textura Charcoal, Textura Sandstone Grey, Textura Titania

**Product Materials:**

**Product Dimensions:** 1200H

**Joinery Hours:** 0

**Engineering Hours:** 0.75

**Dispatch Hours:** 0.1

**Cubic Metres:** .04

[Read More](#)

**Price:** \$214.00 + GST

**Categories:** [Art](#), [Dress Up & Mirrors](#), [Play and Explore](#), [Storage](#), [Under \\$500](#)

**Tag:** [Family Play](#)



## FRIDGE - INFANT & TODDLER

**SKU:** 5005

Family Play Single Fridge. Timber feet, wheels or plinth variants available.

**Cabinet Colour** TBC, White, Maple

**Door/Panel Front Colour** TBC, White, Maple

**Base Options** Feet, Plinth, TBC, Wheels

**Product Materials:**

**Product Dimensions:** 395L x 395W x 500H

**Joinery Hours:** 0.75

**Engineering Hours:** 0

**Dispatch Hours:** 0.2

**Cubic Metres:** .078

[Read More](#)

**Price:** \$442.00 + GST

**Categories:** [Family Play](#), [Play and Explore](#)

**Tag:** [Family Play](#)



## FRIDGE - PRESCHOOL

**SKU:** 5006

Family Play Single Fridge. Timber feet, wheels or plinth variants available.

<b>Cabinet Colour</b>	TBC, White, Maple
<b>Door/Panel Front Colour</b>	TBC, White, Maple
<b>Base Options</b>	Feet, Plinth, TBC, Wheels

**Product Materials:**

**Product Dimensions:** 395L x 395W x 600H

**Joinery Hours:** 0.75

**Engineering Hours:** 0

**Dispatch Hours:** 0.2

**Cubic Metres:** .093

[Read More](#)

**Price:** \$442.00 + GST

**Categories:** [Family Play](#), [Family Play](#), [Play and Explore](#), [Under \\$500](#)

**Tag:** [Family Play](#)



## FRIDGE & FREEZER - INFANT & TODDLER

**SKU:** 5013

Family Play Fridge/Freezer. Alto Drawer. Timber Feet, Wheels or plinth variants available.

<b>Cabinet Colour</b>	TBC, White, Maple
<b>Door/Panel Front Colour</b>	TBC, White, Maple
<b>Base Options</b>	Feet, Plinth, TBC

**Product Materials:**

**Product Dimensions:** 395L x 395W x 800H

**Joinery Hours:** 1.4

**Engineering Hours:**

**Dispatch Hours:** 0.25


**Cubic Metres:** .124

[Read More](#)

**Price:** \$778.00 + GST

**Categories:** [Family Play](#), [Play and Explore](#)

**Tag:** [Family Play](#)



## FRIDGE & FREEZER - PRESCHOOL

**SKU:** 5014

Family Play Fridge/Freezer. Alto Drawer. Timber Feet, Wheels or plinth variants available.

**Cabinet Colour** TBC, White, Maple

**Door/Panel Front Colour** TBC, White, Maple

**Base Options** Feet, Plinth, TBC

**Product Materials:**

**Product Dimensions:** 395L x 395W x 900H

**Joinery Hours:** 1.5

**Engineering Hours:**

**Dispatch Hours:** 0.25

**Cubic Metres:** 0.14

[Read More](#)

**Price:** \$778.00 + GST

**Categories:** [Family Play](#), [Play and Explore](#)

**Tag:** [Family Play](#)



## KITCHENETTE - INFANT & TODDLER

**SKU:** 5011

**Cabinet Colour** TBC, White, Maple

**Door/Panel Front Colour** TBC, White, Maple

**Base Options** Feet, Plinth, TBC, Wheels

**Product Materials:**

**Product Dimensions:** 772L x 395W x 500/800H

**Joinery Hours:** 1.75

**Engineering Hours:** 0.1

**Dispatch Hours:** 0.4

**Cubic Metres:** 0.243

[Read More](#)

**Price:** \$970.00 + GST

**Categories:** [Family Play](#), [Play and Explore](#)

**Tag:** [Family Play](#)





## KITCHENETTE - PRESCHOOL

**SKU:** 5012

Family Play Stove/Sink. Timber feet, wheels or plinth variants available. Not sure about PS size for this unit - It will take us over 800 with a back heavy unit - tippy?

**Cabinet Colour** TBC, White, Maple  
**Door/Panel Front Colour** TBC, White, Maple  
**Base Options** Feet, Plinth, TBC, Wheels

**Product Materials:**  
**Product Dimensions:** 772L x 395W x 600H/900H  
**Joinery Hours:** 1.9  
**Engineering Hours:** 0.1  
**Dispatch Hours:** 0.4  
**Cubic Metres:** 0.274

[Read More](#)

**Price:** \$970.00 + GST

**Categories:** [Family Play](#), [Play and Explore](#)

**Tag:** [Family Play](#)



## MICROWAVE

**SKU:** 5017

Microwave - this needs to be redrawn to the new dimensions.

**Cabinet Colour** TBC, White, Maple

**Product Materials:**  
**Product Dimensions:** 365L x 300W x 280H  
**Joinery Hours:** 0.75  
**Engineering Hours:** 0  
**Dispatch Hours:** 0.1  
**Cubic Metres:** .03

[Read More](#)

**Price:** \$323.00 + GST

**Categories:** [Family Play](#), [Family Play](#), [Play and Explore](#), [Under \\$500](#)

**Tag:** [Family Play](#)



## STOVE - INFANT & TODDLER

**SKU:** 5001

**Cabinet Colour** TBC, White, Maple

**Door/Panel Front Colour** TBC, White, Maple

**Base Options** Feet, Plinth, TBC, Wheels

**Product Materials:**

**Product Dimensions:** 395L x 395W x 500H

**Joinery Hours:** 0.75

**Engineering Hours:** 0

**Dispatch Hours:** 0.25


**Cubic Metres:** .078

[Read More](#)

**Price:** \$460.00 + GST

**Categories:** [Family Play](#), [Family Play](#), [Play and Explore](#), [Under \\$500](#)

**Tags:** [Family Play](#), [Under500](#)



## STOVE - PRESCHOOL

**SKU:** 5002

Family Play Single Stove. Timber feet, wheels or plinth variants available.

**Cabinet Colour** TBC, White, Maple

**Door/Panel Front Colour** TBC, White, Maple

**Base Options** Feet, Plinth, TBC, Wheels

**Product Materials:**

**Product Dimensions:** 395L x 395W x 600H

**Joinery Hours:** 0.75

**Engineering Hours:** 0

**Dispatch Hours:** 0.25

**Cubic Metres:** .093

[Read More](#)

**Price:** \$460.00 + GST

**Categories:** [Family Play](#), [Family Play](#), [Play and Explore](#), [Under \\$500](#)

**Tag:** [Family Play](#)



## TODDLER BED

**SKU:** 5023

Family Play Toddler Bed, can also be used as a sleeping bed - Does not include mattress

<b>Cabinet Colour</b>	TBC, White, Maple
<b>Base Options</b>	Feet, TBC, Wheels
<b>Options</b>	Bed Only, Bed+ Mattress

**Product Materials:**

**Product Dimensions:** 1150L x 550W x 354H

**Joinery Hours:** 1

**Engineering Hours:**

**Dispatch Hours:** 0.1

**Cubic Metres:** 0.22

[Read More](#)

**Price:** \$432.00 - \$639.00 Price range: \$432.00 through \$639.00 + GST

**Categories:** [Family Play](#), [Play and Explore](#), [Sleeping](#), [Teachers](#)

**Tags:** [Family Play](#), [Under500](#)



## TODDLER BED MATTRESS

**SKU:** 5024

Foam mattress with Waterproof Mattress Protector

**Product Materials:**

**Product Dimensions:** 1100L x 500W x 100H

**Joinery Hours:** 0.1

**Engineering Hours:**

**Dispatch Hours:** 0.1


**Cubic Metres:** 0.05

[Read More](#)

**Price:** \$207.00 + GST

**Categories:** [Family Play](#), [Play and Explore](#), [Sleeping](#), [Teachers](#)

**Tag:** [Family Play](#)



## WASHING MACHINE - INFANT & TODDLER

**SKU:** 5007

Family Play Single Washing Machine Timber feet, wheels or plinth variants available.

**Cabinet Colour** TBC, White, Maple  
**Door/Panel Front Colour** TBC, White, Maple  
**Base Options** Feet, Plinth, TBC, Wheels

**Product Materials:**  
**Product Dimensions:** 395L x 395W x 500H  
**Joinery Hours:** 1  
**Engineering Hours:** 0  
**Dispatch Hours:** 0.25  
**Cubic Metres:** .078

[Read More](#)

**Price:** \$519.00 + GST

**Categories:** [Family Play](#), [Family Play](#), [Play and Explore](#), [Under \\$500](#)

**Tag:** [Family Play](#)



## WASHING MACHINE - PRESCHOOL

**SKU:** 5008

**Cabinet Colour** TBC, White, Maple  
**Door/Panel Front Colour** TBC, White, Maple  
**Base Options** Feet, Plinth, TBC, Wheels

**Product Materials:**  
**Product Dimensions:** 395L x 395W x 600H  
**Joinery Hours:** 1  
**Engineering Hours:** 0  
**Dispatch Hours:** 0.25  
**Cubic Metres:** .093

[Read More](#)

**Price:** \$519.00 + GST

**Categories:** [Family Play](#), [Family Play](#), [Play and Explore](#), [Under \\$500](#)

**Tag:** [Family Play](#)

# TEACHERS

## Functional and practical

Our teachers range is designed cohesively with the entire Starex range for unity throughout your centre.



## TODDLER BED

**SKU:** 5023

Family Play Toddler Bed, can also be used as a sleeping bed - Does not include mattress

<b>Cabinet Colour</b>	TBC, White, Maple
<b>Base Options</b>	Feet, TBC, Wheels
<b>Options</b>	Bed Only, Bed+ Mattress

**Product Materials:**

**Product Dimensions:** 1150L x 550W x 354H

**Joinery Hours:** 1

**Engineering Hours:**

**Dispatch Hours:** 0.1

**Cubic Metres:** 0.22

[Read More](#)

**Price:** \$432.00 - \$639.00 Price range: \$432.00 through \$639.00 + GST

**Categories:** [Family Play](#), [Play and Explore](#), [Sleeping](#), [Teachers](#)

**Tags:** [Family Play](#), [Under500](#)



## TODDLER BED MATTRESS

**SKU:** 5024

Foam mattress with Waterproof Mattress Protector

**Product Materials:**

**Product Dimensions:** 1100L x 500W x 100H

**Joinery Hours:** 0.1

**Engineering Hours:**

**Dispatch Hours:** 0.1

**Cubic Metres:** 0.05

[Read More](#)

**Price:** \$207.00 + GST

**Categories:** [Family Play](#), [Play and Explore](#), [Sleeping](#), [Teachers](#)

**Tag:** [Family Play](#)

